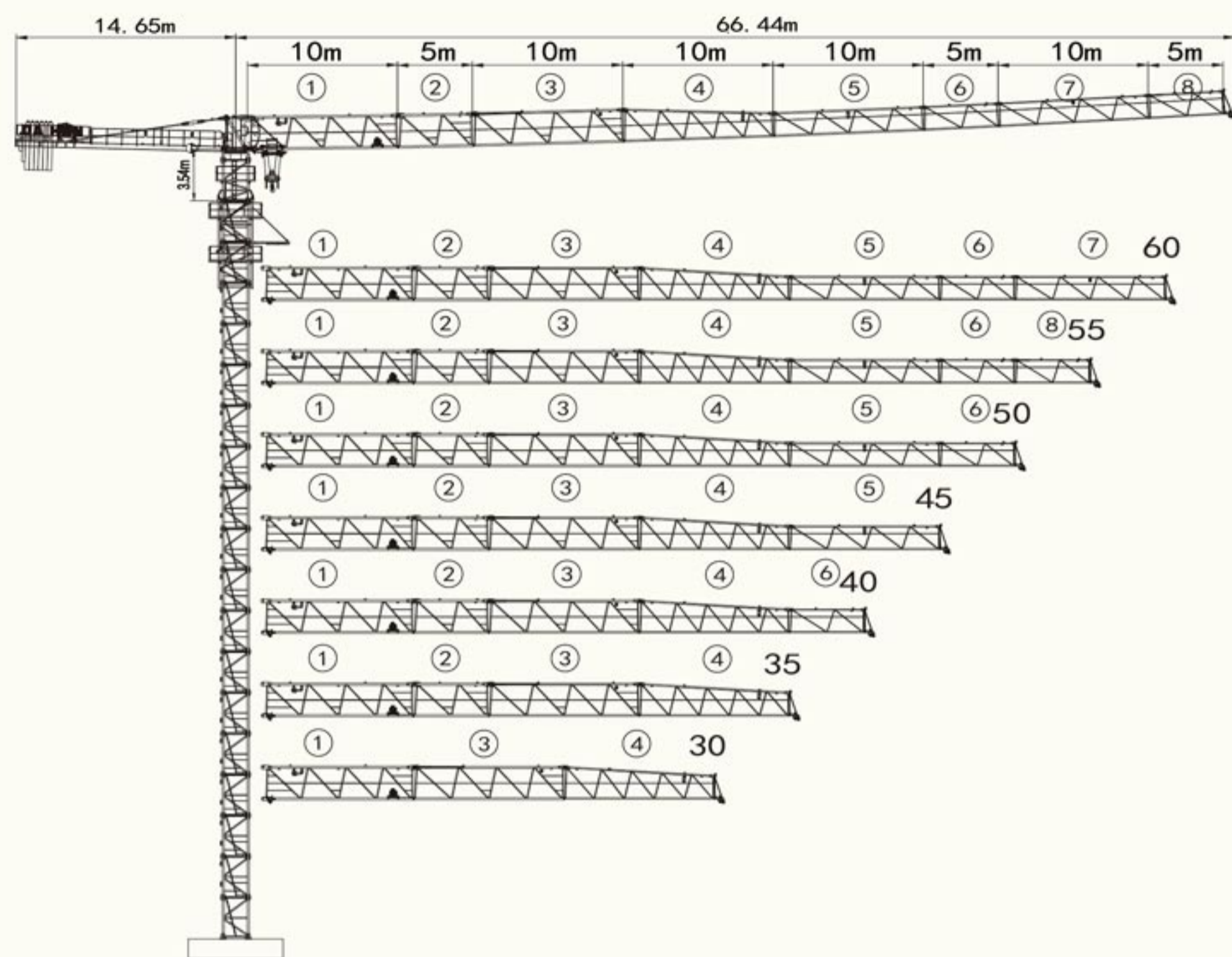
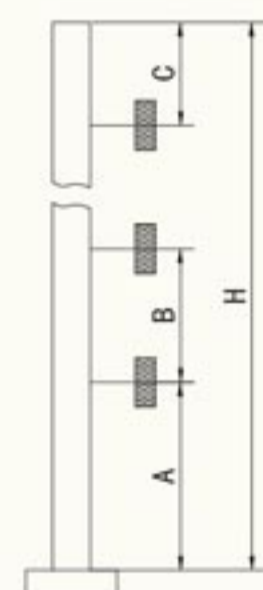
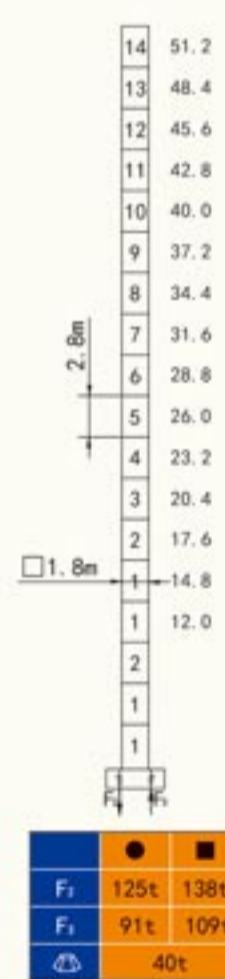


QTZ125 (H6513A2)



塔身截面 Masts

附着位置及塔机高度 Anchorage



Mast	A	B	C	H
□ 1.8	43.4m	30.8m	35.0m	200m

● 工作状态支反力 Reactions in service ■ 非工作状态支反力 Reactions out of service
 △ 不含平衡重及压重塔机重量 Total weight of free standing crane (exclude Counter weight & ballast)

附着道数: Number of tie collar=(H-A-C)/B+1

载荷特性表 Load Diagrams 8t

R _{max}	Fall	R.C _{max} (%)	C _{max} (t)	20	25	30	35	40	45	50	55	60	65
65m	↓	15.0	8.0	5.79	4.46	3.58	2.95	2.48	2.11	1.81	1.57	1.37	1.20
	⊥	28.0	4.0	4.0	4.0	3.68	3.05	2.58	2.21	1.91	1.67	1.47	1.30
60m	↓	16.2	8.0	6.33	4.91	3.97	3.29	2.78	2.39	2.07	1.82	1.60	
	⊥	30.4	4.0	4.0	4.0	4.0	3.39	2.88	2.49	2.17	1.92	1.70	
55m	↓	17.6	8.0	6.93	5.38	4.35	3.61	3.06	2.63	2.28	2.00		
	⊥	32.9	4.0	4.0	4.0	4.0	3.71	3.16	2.73	2.38	2.10		
50m	↓	18.0	8.0	7.13	5.55	4.50	3.75	3.19	2.75	2.40			
	⊥	33.9	4.0	4.0	4.0	4.0	3.85	3.29	2.85	2.50			
45m	↓	18.6	8.0	7.37	5.73	4.63	3.85	3.26	2.80				
	⊥	34.6	4.0	4.0	4.0	4.0	3.95	3.36	2.90				
40m	↓	19.0	8.0	7.55	5.85	4.72	3.90	3.30					
	⊥	35.0	4.0	4.0	4.0	4.0	4.0	3.40					
35m	↓	19.4	8.0	7.72	5.99	4.83	4.00						
	⊥	35.0	4.0	4.0	4.0	4.0	4.0						
30m	↓	19.4	8.0	7.77	6.05	4.90							
	⊥	30.0	4.0	4.0	4.0	4.0							

机构 Mechanisms 8t

名称	↓		⊥		容绳量 m	电机功率 kW
	m/min	t	m/min	t		
起升 Hoisting	8t	30LVF20	0-80	2.0	360	30
			0-40	4.0		
			0-20	8.0		
变幅 Trolleying	BP5840X		0-58	m/min		4
回转 Slewing	2RVF5.5		0-0.6	rpm		5.5×2
电源 Power	380V (±10%) /50Hz		45kW			

平衡重 Counterweight

	PHZ2600	PHZ1000	PHZ500
65m	6	1	1
60m	6	/	1
55m	6	/	/
50m	5	1	1
45m	5	/	1
40m	4	1	1
35m	4	1	/
30m	3	1	1